







Hunt Couplings Guide

WEST HILL







WAGON WORKS

CONTENTS of this GUIDE







SECTION 1	OO Gauge Elite Couplings for Locos, Coaches & Wagons with NEM Sockets	Page 3
	OO Gauge Elite Couplings for HSTs and Specific Coaching Stock	Page 7
	OO Gauge Elite Couplings for other fittings such as Rivet Sockets, Clip and Screw Fit Types	Page 13
	OO Gauge Elite Couplings for Specific Wagon Types	Page 17
	OO Gauge Elite for Multiple Units, APT and Special Fitments such as V-Trains	Page 19
	OO Gauge NEM Sockets	Page 23
	OO Gauge Elite Couplings with Mini Ploughs	Page 26
	OO Gauge Elite Couplings for replacing Moulded Types	Page 28
SECTION 2	N Gauge Elite Couplings for Locos, Coaches & Wagons with NEM & Spring Sockets	Page 33
	N Gauge Elite Couplings for HSTs, Multiple Units and Coaches	Page 34
	N Gauge Elite Couplings for Specific Wagons	Page 36
SECTION 3	TT:120 Scale Elite Couplings for Locos, Coaches and Wagons with NEM Sockets	Page 38
	TT:120 Scale Elite Couplings for HSTs	Page 39
SECTION 4	OO-9 Scale Elite Couplings for Lilliput Screw Sockets & Roco/Graham Farish Box Sockets	Page 40
	OO-9 Scale Elite Couplings for Locos, Coaches & Wagons with NEM Sockets	Page 41
	OO-9 Scale NEM Sockets	Page 41

Description	Product Code	Product Pictures	Diagrams / Lengths	Notes / Application
OO Gauge Elite Standard Coupling for NEM Sockets	4WH0300643		<p>OO Gauge Elite Standard Coupling for NEM Sockets - 4WH0300643</p>  <p>Coupling face to NEM pocket</p>	<p>S mark on coupling top face</p> <p>Standard – 12.5mm from NEM 362 pocket face to magnet face</p> <p>Suitable for locomotives and rolling stock that require straight NEM couplings.</p>
OO Gauge Elite Intermediate Coupling for NEM Sockets	4WH0300642		<p>OO Gauge ELITE Intermediate Couplings for NEM Sockets - 4WH0300642</p>  <p>Coupling face to NEM pocket</p>	<p>I mark on coupling top face</p> <p>Intermediate – 11.7mm from NEM 362 pocket face to magnet face</p> <p>Suitable for locomotives and rolling stock that require straight NEM couplings.</p>
OO Gauge Elite ** PIVOTING ** Intermediate for NEM Sockets	4WH0300640		<p>OO Gauge ELITE - Pivoting Intermediate For NEM Sockets - 4WH0300640</p>  <p>Coupling face to NEM pocket</p>	<p>Smooth coupling top face</p> <p>Intermediate – 11.7mm from NEM 362 pocket face to magnet face</p> <p>Suitable for locomotives and rolling stock with straight NEM couplings where extra freedom of movement on curves is required.</p>







Please refer to the 'Fitting Guide for Hunt Coupling's, this is available to download at <https://westhillwagonworks.com/>

Description	Product Code	Product Pictures	Diagrams / Lengths	Notes / Application
OO Gauge Elite Close Coupling for NEM Sockets	4WH0300641		<p>OO Gauge ELITE Close Couplings for NEM Sockets - 4WH0300641</p>  <p>Coupling face to NEM pocket</p>	<p>C mark on coupling top face</p> <p>Close – 9.5mm from NEM 362 pocket face to magnet face</p> <p>Suitable for locomotives and rolling stock that require straight NEM couplings.</p>
OO Gauge Elite ** PIVOTING ** Close for NEM Sockets	4WH0300666		<p>OO Gauge ELITE - Pivoting Close For NEM Sockets - 4WH0300666</p>  <p>Coupling face to NEM pocket</p>	<p>C mark on coupling top face</p> <p>Close – 10mm from NEM 362 pocket face to magnet face</p> <p>Suitable for locomotives and rolling stock with straight NEM couplings where extra freedom of movement on curves is required.</p>
OO Gauge Elite **BUCKEYE** Close Coupling for NEM Sockets	4WH0300713		<p>OO Gauge ELITE **BUCKEYE** - Close For NEM Sockets - 4WH0300713</p>  <p>Coupling face to NEM pockets</p>	<p>Buckeye Coupler Representation</p> <p>● mark on coupling top face</p> <p>Close – 9.5mm from NEM 362 pocket face to magnet face</p> <p>Ideal for coaches Mk1 and Mk2 coaches that require straight NEM couplings.</p>

Please refer to the 'Fitting Guide for Hunt Coupling's, this is available to download at <https://westhillwagonworks.com/>

Description	Product Code	Product Pictures	Diagrams / Lengths	Notes / Application
<p>OO Gauge Elite **STEPPED**</p> <p>Close Coupling</p> <p>for NEM Sockets</p>	4WH0300649		<p>OO Gauge ELITE - Close **STEPPED** Couplings for NEM - 4WH0300649</p>  <p>Coupling face to NEM pocket</p>	<p>C mark on coupling top face</p> <p>Close – 9.5mm from NEM 362 pocket face to magnet face</p> <p>Suitable for locomotives and rolling stock that require a 'Stepped' NEM coupling.</p>
<p>OO Gauge Elite</p> <p>Extra Close Coupling</p> <p>for NEM Sockets</p>	4WH0300627		<p>OO Gauge ELITE Extra Close Couplings for NEM Sockets - 4WH0300627</p>  <p>Coupling face to NEM pocket</p>	<p>XC mark on coupling top face</p> <p>Extra-Close – 8.5mm from NEM 362 pocket face to magnet face</p> <p>Suitable for locomotives and rolling stock that require straight NEM couplings.</p>
<p>OO Gauge Elite</p> <p>Ultra Close Coupling</p> <p>for NEM Sockets</p>	4WH0300644		<p>OO Gauge ELITE Ultra Close Couplings for NEM Sockets - 4WH0300644</p>  <p>Coupling face to NEM pocket</p>	<p>X mark on coupling top face</p> <p>Ultra-Close – 7.5mm from NEM 362 pocket face to magnet face</p> <p>Suitable for locomotives and rolling stock that require straight NEM couplings.</p>

Please refer to the 'Fitting Guide for Hunt Coupling's, this is available to download at <https://westhillwagonworks.com/>

Description	Product Code	Product Pictures	Diagrams / Lengths	Notes / Application
<p>OO Gauge Elite **STEPPED**</p> <p>Ultra Close Coupling</p> <p>for NEM Sockets</p>	<p>4WH0300636</p>		<p>OO Gauge ELITE - Ultra Close **STEPPED** Couplings for NEM - 4WH0300636</p>  <p>Coupling face to NEM pocket</p>	<p>X mark on coupling top face</p> <p>Ultra-Close – 7.5mm from NEM 362 pocket face to magnet face</p> <p>Suitable for locomotives and rolling stock that require a 'Stepped' NEM coupling.</p>
<p>OO Gauge Elite</p> <p>Mk1/Mk2 Pullman</p> <p>Stepped Close Coupling</p> <p>for NEM Sockets</p>	<p>4WH0300612</p>		<p>OO Gauge ELITE Mk1/Mk2 Pullman Stepped Close Couplings for NEM Sockets - 4WH0300612</p>  <p>Coupling face to NEM pocket</p>	<p>P mark on coupling top face</p> <p>Close Coupling for Bachmann coaches that require a 'Stepped' coupling.</p>
<p>OO Gauge Elite **BUCKEYE**</p> <p>Mk1/Mk2 Pullman</p> <p>Stepped Close Coupling</p> <p>for NEM Sockets</p>	<p>4WH0300714</p>		<p>OO Gauge ELITE **BUCKEYE** Mk1/Mk2 Pullman Stepped Close Couplings for NEM Sockets - 4WH0300714</p>  <p>Coupling face to NEM pocket</p>	<p>Buckeye Coupler Representation</p> <p>P mark on coupling top face</p> <p>Close Coupling for Bachmann coaches that require a 'Stepped' coupling.</p>







Please refer to the 'Fitting Guide for Hunt Coupling's, this is available to download at <https://westhillwagonworks.com/>

Description	Product Code	Product Pictures	Diagrams / Lengths	Notes / Application
OO Gauge Elite Close Coupling for Oxford Mk3 Coaches	4WH0300637		<p>OO Gauge ELITE - Close Coupling for Oxford Mk3 Coaches - 4WH0300637</p> <p>Coupling face to NEM socket</p>	<p>Special couplers for close coupling of Oxford Mk3 coaching stock</p> <p>OX mark on coupling top face of coupling shank</p>
OO Gauge Elite **BUCKEYE** Pack for HST Set Close Coupling for NEM Sockets	4WH0300708		<p>OO Gauge ELITE **BUCKEYE** Pack for HST Sets with NEM Couplings - 4WH0300708</p> <p>POWER CAR 10mm 10mm</p> <p>Mk3 HST Coaches 9.5mm 9.5mm</p> <p>Coupling face to NEM pockets</p>	<p>Buckeye Coupler Representation</p> <p>C mark on coupling top face of the coach couplings</p> <p>For HSTs where the coaches are fitted with NEM couplings</p> <ul style="list-style-type: none"> • 1 Pair Power Car Couplings • 8 Pairs for Coaches
OO Gauge Elite Pack for HST Set with Hornby Mk3 Sliding Door Coaches	4WH0300634		<p>OO Gauge ELITE - Pack for HST Set with Hornby Mk3 Sliding Door Coaches - 4WH0300634</p> <p>POWER CAR 10mm 10mm</p> <p>Mk3 Coaches (Sliding Doors) 8.3mm 8.3mm</p> <p>Coupling face to NEM pockets</p>	<p>Special SD couplers for close coupling of a Sliding Door stock HST set</p> <p>SD mark on coupling top face</p> <ul style="list-style-type: none"> • 1 Pair Power Car Couplings • 8 Pairs for Coaches







Please refer to the 'Fitting Guide for Hunt Coupling's, this is available to download at <https://westhillwagonworks.com/>

Description	Product Code	Product Pictures	Diagrams / Lengths	Notes / Application
<p>OO Gauge Elite **BUCKEYE**</p> <p>Intermediate Coupling Pack for HST Set</p> <p>for Clip Sockets</p>	4WH0300716		<p>OO Gauge ELITE **BUCKEYE** Intermediate Couplings Pack For HST Set with CLIP Coupling - 4WH0300716</p> <p>Coupling face to centre of mounting holes</p>	<p>Buckeye Coupler Representation</p> <p>Intermediate Coupling</p> <p>For HSTs where the coaches are fitted with the older style Clip fit type couplings</p> <ul style="list-style-type: none"> • 1 Pair Power Car Couplings • 8 Pairs for Coaches
<p>OO Gauge Elite **BUCKEYE**</p> <p>Close Coupling Pack for HST Set</p> <p>for Clip Sockets</p>	4WH0300715		<p>OO Gauge ELITE **BUCKEYE** Close Couplings Pack For HST Set with CLIP Coupling - 4WH0300715</p> <p>Coupling face to centre of mounting holes</p>	<p>Buckeye Coupler Representation</p> <p>Close Coupling</p> <p>For HSTs where the coaches are fitted with the older style Clip fit type couplings</p> <ul style="list-style-type: none"> • 1 Pair Power Car Couplings • 8 Pairs for Coaches
<p>OO Gauge Elite **BUCKEYE**</p> <p>Additional Pair of HST Powercar couplings</p> <p>for NEM Sockets</p>	4WH0300709		<p>Additional Pair of HST Powercar "Buckeye" OO ELITE Couplings - 4WH0300709</p> <p>Coupling face to NEM pocket</p>	<p>Buckeye Coupler Representation</p> <ul style="list-style-type: none"> • 1 Pair Power Car Couplings <p>For HST Power Cars fitted with low mounted NEM sockets</p>




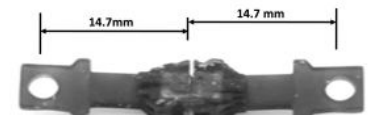


Please refer to the 'Fitting Guide for Hunt Coupling's, this is available to download at <https://westhillwagonworks.com/>

Description	Product Code	Product Pictures	Diagrams / Lengths	Notes / Application
<p>OO Gauge Elite</p> <p>Additional Pair of HST Powercar couplings for sets with Hornby Mk3 Sliding Door coaches for NEM Sockets</p>	4WH0300614		<p>OO Gauge ELITE - Additional Powercar Couplings For Mk3 Sliding Door Powercars - 4WH0300614</p>  <p>Coupling face to NEM pocket</p>	<p>Special SD couplers for Sliding Door stock</p> <ul style="list-style-type: none"> • 1 Pair Power Car Couplings <p>For HST Power Cars fitted with low mounted NEM sockets</p>
<p>OO Gauge Elite</p> <p>Coupling Pack For Buffered Hornby HST Powercars</p>	4WH0300653		<p>OO Gauge ELITE – Buffer Fitted HST Power Cars - 4WH0300653</p>  <p>NEM Socket for Power Car (Front)</p> <p>Intermediate Coupling Power Car (Front)</p> <p>NEM Socket for Power Car (Front)</p> <p>Power Car (Rear) Couplings</p>	<p>Special Coupling Pack for the Hornby HST buffer fitted Powercars.</p> <p>Pack includes Couplings for 1 pair of Power Cars:-</p> <ul style="list-style-type: none"> • 2 Couplings for the rear of the power cars. • 2 Couplings for the front. • 2 Clip-on NEM Sockets
<p>OO Gauge Elite</p> <p>Class 91 & Mk4 Coaches</p> <p>Original Tooling (<i>non-NEM</i>)</p>	4WH0300622		<p>OO Gauge ELITE - Class 91 & Mk4 Coaches - 4WH0300622</p>  <p>Mk4 Coaches (<i>original non-NEM</i>)</p> <p>DVT (<i>original non-NEM</i>)</p> <p>Class 91 (<i>original non-NEM</i>)</p> <p>Coupling face to Hole Centre</p>	<p>Special Coupling Pack for the Original Tooling Non-NEM fitting includes:-</p> <ul style="list-style-type: none"> • Elite Coupling or Class 91 with Shroud • 16 x Elite Couplings for 8 Mk4 Coaches • Elite Coupling for Mk4 DVT







Please refer to the 'Fitting Guide for Hunt Coupling's, this is available to download at <https://westhillwagonworks.com/>

Description	Product Code	Product Pictures	Diagrams / Lengths	Notes / Application
OO Gauge Elite Class 91 & Mk4 DVT only Original Tooling (non-NEM)	4WH0300623		<p>OO Gauge ELITE - Class 91 & Mk4 DVT only - 4WH0300623</p>  <p>Coupling face to Hole Centre</p>	Special Pack for the Original Tooling Non-NEM 362 fitting includes – <ul style="list-style-type: none"> • 1 x Elite Coupling For Class 91 with Shroud • 1 x ELITE Coupling For Mk4 DVT
OO Gauge Elite Class 91 & Mk4 Coaches (2022 Release with NEM sockets)	4WH0300630		<p>OO Gauge ELITE - Class 91 & Mk4 Coaches (2022 Release) - 4WH0300630</p>  <p>Coupling face to NEM Pocket</p>	Special NEM Coupling Pack includes:- <ul style="list-style-type: none"> • Elite Coupling or Class 91 with Shroud • 18 x Elite Couplings for 9 Mk4 Coaches • Elite Coupling for Mk4 DVT
OO Gauge Elite Class 91 & Mk4 DVT only (2022 Release with NEM sockets)	4WH0300631		<p>OO Gauge ELITE - Class 91 & Mk4 DVT only (2022 Release) - 4WH0300631</p>  <p>Coupling face to NEM Pocket</p>	Special NEM Pack includes – <ul style="list-style-type: none"> • 1 x Elite Coupling For Class 91 with Shroud • 1 x ELITE Coupling For Mk4 DVT

Please refer to the 'Fitting Guide for Hunt Couplings', this is available to download at <https://westhillwagonworks.com/>

Description	Product Code	Product Pictures	Diagrams / Lengths	Notes / Application
<p>OO Gauge Elite **BUCKEYE** Dapol/Airfix Mk2 Coaches</p> <p>Close Coupling for Clip Sockets</p>	<p>4WH0300712</p>		<p>OO Gauge ELITE **BUCKEYE** Close Clip Couplings for Dapol/Airfix Mk2 Coaches - 4WH0300712</p>  <p>Coupling face to centre of mounting hole</p>	<p>Buckeye Coupler Representation</p> <p>14.7mm from mounting hole centre to magnet face</p>
<p>OO Gauge Elite **BUCKEYE** Couplings for Hornby MK2D Coaches</p> <p>Close Coupling for Clip Sockets</p>	<p>4WH0300717</p>		<p>OO Gauge ELITE **BUCKEYE** - Close Clip Couplings for Hornby MK2D - 4WH0300717</p>  <p>Coupling face to centre of mounting holes</p>	<p>Buckeye Coupler Representation</p> <p>14.7mm from mounting hole centre to magnet face</p> <p>For Mk2D coaches that are fitted with the older style Clip fit type couplings</p>
<p>OO Gauge Elite **BUCKEYE** Couplings for Hornby Pullman Coaches</p> <p>Close Coupling for Clip Sockets</p>	<p>4WH0300702</p>		<p>OO Gauge ELITE **BUCKEYE** Close Clip Couplings for Hornby Pullman Coaches - 4WH0300702</p>  <p>Coupling face to centre of mounting hole</p>	<p>Buckeye Coupler Representation</p> <p>15.8mm from mounting hole centre to magnet face</p> <p><i>Note:- these are not suitable for the newer Hornby Type K Pullman Coaches, use Close NEM.</i></p>







Please refer to the 'Fitting Guide for Hunt Coupling's, this is available to download at <https://westhillwagonworks.com/>

Description	Product Code	Product Pictures	Diagrams / Lengths	Notes / Application
<p>OO Gauge <i>ELITE-EXTRA</i></p> <p>Dellner Couplings for Accurascale Mk5 Coaches</p> <p>Close Coupling For NEM Sockets</p>	4WH0300718		<p>OO Gauge ELITE EXTRA Dellner Close NEM Couplings for Accurascale Mk5 Coaches - 4WH0300718</p>  <p>Coupling face to NEM pocket</p> <p>8mm 8mm</p> <p>ELITE EXTRA – Double Magnets for extra strength</p>	<p>Special couplers for close coupling of the Accurascale Mk5 coaching stock</p> <p>ELITE-EXTRA couplings have extra strength for use when coupling heavier or longer rakes of vehicles.</p>
<p>OO Gauge Elite</p> <p>Couplings for Accurascale Mk1 Suburban Coaches</p> <p>Close Coupling for NEM Sockets</p>	4WH0300679		<p>OO Gauge ELITE Close NEM Couplings for Accurascale Mk1 Suburban Coaches - 4WH0300679</p>  <p>Coupling face to NEM pocket</p> <p>12.2mm 12.2mm</p>	<p>Special couplers for close coupling of the Accurascale 57' Suburban Coaching Stock</p>
<p>OO Gauge Elite</p> <p>Couplings for Dapol GWR Toplight Mainline City Coaches</p> <p>Close Coupling for NEM Sockets</p>	4WH0300680		<p>OO Gauge ELITE Close NEM Couplings for Dapol GWR Toplight Mainline City Coaches - 4WH0300680</p>  <p>Coupling face to NEM pocket</p> <p>6mm 6mm</p>	<p>Special couplers for close coupling of the Dapol GWR Toplight Mainline City Coaching Stock</p>







Please refer to the 'Fitting Guide for Hunt Coupling's, this is available to download at <https://westhillwagonworks.com/>

Description	Product Code	Product Pictures	Diagrams / Lengths	Notes / Application
OO Gauge Elite Intermediate Couplings for Hornby/Triang Riveted Socket	4WH0300632		<p>OO Gauge ELITE - Intermediate Couplings for Hornby/Triang Riveted Socket - 4WH0300632</p> <p>Coupling face to rivet hole centre</p>	<p>Intermediate Couplings for fitting to Hornby/Triang rolling stock after removal of the rivet holding the original coupling</p> <p>These couplings simply click into place in the rivet hole</p>
OO Gauge Elite Close Couplings for Hornby/Triang Riveted Socket	4WH0300633		<p>OO Gauge ELITE - Close Couplings for Hornby/Triang Riveted Socket - 4WH0300633</p> <p>Coupling face to rivet hole centre</p>	<p>Close Couplings for fitting to Hornby/Triang rolling stock after removal of the rivet holding the original coupling</p>
OO Gauge Elite Intermediate Pivoting for Hornby/Triang Riveted Socket	4WH0300648		<p>OO Gauge ELITE – Pivoting Intermediate Couplings for Hornby/Triang Riveted Socket - 4WH0300648</p> <p>Coupling face to rivet hole centre</p>	<p>Intermediate Couplings for fitting to Hornby/Triang rolling stock after removal of the rivet holding the original coupling</p> <p>Suitable for locomotives and rolling stock where extra freedom of movement on curves is required.</p>







Please refer to the 'Fitting Guide for Hunt Coupling's, this is available to download at <https://westhillwagonworks.com/>

Description	Product Code	Product Pictures	Diagrams / Lengths	Notes / Application
<p>OO Gauge Elite</p> <p>Pivoting Couplings For Hornby/Lima PGA Wagons</p>	<p>4WH0300646</p>		<p>OO Gauge ELITE - Pivoting Couplings For Hornby / Lima PGA Wagons - 4WH0300646</p>  <p>Coupling face to centre of mounting holes</p>	<p>Special pivoting couplings designed to clip fit into the Lima coupling sockets such as those fitted to PGA Hopper Wagos</p>
<p>OO Gauge Elite</p> <p>Close Couplings for Screw Type fitting</p>	<p>4WH0300645</p>		<p>OO Gauge ELITE – Close Screw Type Couplings - 4WH0300645</p>  <p>Coupling face to centre of mounting holes</p>	<p>Screw type fitting</p> <p>11.7mm from mounting hole centre to magnet face</p> <p>Suitable for screw fitted couplings, for example Hornby, Replica, Mainline and other older locomotives and rolling stock.</p>
<p>OO Gauge Elite</p> <p>Extra Close Couplings for Screw Type fitting</p>	<p>4WH0300659</p>		<p>OO Gauge ELITE – Extra Close Screw Type Couplings - 4WH0300659</p>  <p>Coupling face to centre of mounting holes</p>	<p>XC mark on coupling top face</p> <p>Screw type fitting</p> <p>9.5mm from mounting hole centre to magnet face</p> <p>Suitable for screw fitted couplings, for example Hornby, Replica, Mainline and other older locomotives and rolling stock.</p>

Please refer to the 'Fitting Guide for Hunt Coupling's, this is available to download at <https://westhillwagonworks.com/>

Description	Product Code	Product Pictures	Diagrams / Lengths	Notes / Application
<p>OO Gauge Elite ** PIVOTING **</p> <p>Intermediate</p> <p>for Screw Type fitting</p>	4WH0300638		<p>OO Gauge ELITE - Pivoting Intermediate Screw Type Couplings - 4WH0300638</p>  <p>Coupling face to centre of mounting holes</p>	<p>Screw type fitting</p> <p>12.7mm from mounting hole centre to magnet face</p> <p>Suitable for screw fitted couplings, for example Hornby, Replica, Mainline and other older locomotives and rolling stock where extra freedom of movement on curves is required.</p>
<p>OO Gauge Elite</p> <p>Close Coupling</p> <p>for Clip Sockets</p>	4WH0300647		<p>OO Gauge ELITE – Close Couplings for Clip Socket - 4WH0300647</p>  <p>Coupling face to centre of mounting hole</p>	<p>■ mark on coupling top face</p> <p>16mm from mounting hole centre to magnet face</p>
<p>OO Gauge Elite</p> <p>Extra-Close Coupling</p> <p>for Clip Sockets</p>	4WH0300651		<p>OO Gauge ELITE – Extra Close Couplings for Clip Socket - 4WH0300651</p>  <p>Coupling face to centre of mounting hole</p>	<p>XC mark on coupling top face</p> <p>15mm from mounting hole centre to magnet face</p>



Please refer to the 'Fitting Guide for Hunt Couplings', this is available to download at <https://westhillwagonworks.com/>

Description	Product Code	Product Pictures	Diagrams / Lengths	Notes / Application
OO Gauge Elite Close Coupling Open-End for Clip Sockets	4WH0300665		<p>OO Gauge ELITE – Close Couplings for Open End Clip Socket - 4WH0300665</p>  <p>Coupling face to centre of mounting hole</p>	<ul style="list-style-type: none"> mark on coupling top face <p>16mm from mounting hole centre to magnet face</p>
OO Gauge Elite **BUCKEYE** Intermediate Coupling for Centreset Shank fitting	4WH0300711		<p>OO Gauge ELITE - **BUCKEYE** Intermediate Coupling for Centreset Shank - 4WH0300711</p>  <p>Coupling face to centre of mounting hole</p>	<p>Knuckle Coupler Representation</p> <p>14.5mm from mounting hole centre to magnet face</p>
OO Gauge Elite **BUCKEYE** Ultra Close Coupling for Centerset Shank fitting	4WH0300706		<p>OO Gauge ELITE - **BUCKEYE** Ultra Close Coupling – Couplings for Centerset Shank - 4WH0300706</p>  <p>Coupling face to centre of mounting hole</p>	<p>Knuckle Coupler Representation</p> <p>12.8mm from mounting hole centre to magnet face</p>

Please refer to the 'Fitting Guide for Hunt Coupling's, this is available to download at <https://westhillwagonworks.com/>

Description	Product Code	Product Pictures	Diagrams / Lengths	Notes / Application
<p>OO Gauge Elite</p> <p>Coupling Pack for Bachmann FFA/FGA Wagons</p>	<p>4WH0300616</p>		<p>OO Gauge ELITE - Coupling Pack for Bachmann FFA/FGA Wagons - 4WH0300616</p> <p>Outer End Coupling</p> <p>INNER Drawbar</p> <p>Coupling face to pockets</p>	<p>Special set for INNER drawbars and OUTER end of the Bachmann FFA/FGA wagons</p> <p>I mark on coupling top face of OUTER Wagon couplings</p>
<p>OO Gauge Elite</p> <p>Coupling Pack for Bachmann Intermodal Wagons</p>	<p>4WH0300617</p>		<p>OO Gauge ELITE - Coupling Pack For Bachmann Intermodal Wagons - 4WH0300617</p> <p>INNER Drawbar</p> <p>OUTER Wagon End</p> <p>Coupling face to pockets</p>	<p>Special set for INNER drawbars and OUTER end of the Bachmann Intermodal wagons</p> <p>C mark on coupling top face of OUTER Wagon couplings</p>
<p>OO Gauge Elite</p> <p>Coupling Pack for DAPOL MRA/MRC Wagons</p>	<p>4WH0300615</p>		<p>OO Gauge ELITE - Coupling Pack For DAPOL MRA/MRC Wagons - 4WH0300615</p> <p>INNER Drawbar</p> <p>Overall length</p> <p>Outer End - Coupling face to Pockets</p>	<p>Special set for INNER drawbars and OUTER end of Dapol MRA/MRC wagons</p> <p>C mark on coupling top face of OUTER Wagon couplings</p>







Please refer to the 'Fitting Guide for Hunt Coupling's, this is available to download at <https://westhillwagonworks.com/>

Description	Product Code	Product Pictures	Diagrams / Lengths	Notes / Application
<p>OO Gauge Elite</p> <p>Coupling Pack for Dapol Megafret Wagons</p>	4WH0300624		<p>OO Gauge ELITE - Dapol Megafret Wagons - 4WH0300624</p> <p>Coupling face to Hole Centre</p> <p>Inner Drawbars: 10 mm</p>  <p>Outer Ends of Wagon: 9.5mm</p>  <p>Coupling face to NEM Pocket</p>	<p>Special Pack includes –</p> <ul style="list-style-type: none"> • 5 Pairs for NEM Draw Bars Between Wagons • 5 Pairs of Elite C Close for the ends of the Wagons
<p>OO Gauge Elite</p> <p>Dapol FEA-B "Spine" Wagons</p>	4WH0300625		<p>OO Gauge ELITE - Dapol FEA-B "Spine" Wagons - 4WH0300625</p> <p>Inner Wagon Drawbar: 11.5mm</p>  <p>Coupling face to Hole Centre</p> <p>Outer Wagon Coupling: 11.7mm</p>  <p>Coupling face to NEM Pocket</p>	<p>Special Pack includes –</p> <ul style="list-style-type: none"> • 5 Pairs for NEM Draw Bars between inner ends of Wagons • 5 Pairs of I Intermediate Elite for the outer ends of the Wagons
<p>OO Gauge Elite</p> <p>**BUCKEYE**</p> <p>Dapol JHA O&K Wagons</p>	4WH0300710		<p>OO Gauge ELITE - **BUCKEYE**</p> <p>Dapol JHA O&K Wagons - 4WH0300710</p> <p>Outer rake end couplings: 11.7mm</p>  <p>Inner couplings within rake: 12.7mm</p>  <p>Coupling face to wagon socket</p>	<p>This pack includes:-</p> <ul style="list-style-type: none"> • 8 Pairs of a Special couplings designed for inner ends of the Dapol JHA Hopper Wagons • 2 Pairs of I Intermediate Elite Couplings for the end wagon connection to your loco






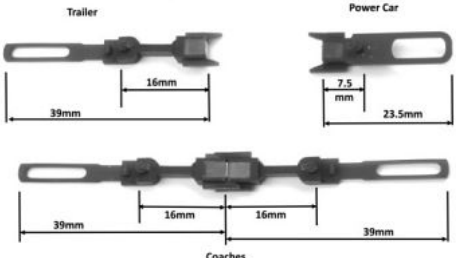
Please refer to the 'Fitting Guide for Hunt Coupling's, this is available to download at <https://westhillwagonworks.com/>

Description	Product Code	Product Pictures	Diagrams / Lengths	Notes / Application
<p>OO Gauge Elite</p> <p>Close Couplings for EFE Rail SEA Wagons</p> <p>(5 Pairs)</p>	4WH0300664		<p>OO Gauge ELITE - Coupling Pack For EFE EFE Rail Wagons only - 4WH0300664</p> <p>For EFE NEM Sockets</p> <p>2.5 mm</p> <p>10.1 mm 10.1 mm</p> <p>Coupling face to pockets</p>	<p>EFE marking on coupling top face</p> <p>Special Pack includes –</p> <ul style="list-style-type: none"> • 5 Pairs for EFE Rail Wagons only (such as the BR SEA Wagons with the larger NEM sockets)
<p>OO Gauge Elite</p> <p>Bachmann Class 220/221 “Voyager “</p>	4WH0300626		<p>OO Gauge ELITE - Bachmann Class 220/221 “Voyager “ - 4WH0300626</p> <p>13.1mm 13.1mm</p> <p>Overall Length of Each Coupling</p>	<p>Special couplings designed for the Bachmann Class 220/221</p> <p>10 Pairs</p>
<p>OO Gauge Elite</p> <p>Hornby APT Class 370 Set</p> <p>Advanced Passenger Train</p>	4WH0300620		<p>OO Gauge ELITE - APT Class 370 Set - 4WH0300620</p> <p>Coupling faces to Hole Centres</p> <p>16mm 16mm 9.5mm 9.5mm</p> <p>TBF (Trailer Brake First Coach) Development Coach</p> <p>19.6mm 19.6mm</p> <p>NDM (Non-Driving Motor)</p>	<p>Special APT Coupling Pack</p> <p>Includes:</p> <ul style="list-style-type: none"> 1 Pair for TBF Coach 2 Pairs for NDM 1 Pair for Development Coach







Please refer to the 'Fitting Guide for Hunt Couplings', this is available to download at <https://westhillwagonworks.com/>

Description	Product Code	Product Pictures	Diagrams / Lengths	Notes / Application
<p>OO Gauge Elite</p> <p>APT Development Coach / Test Car</p>	<p>4WH0300621</p>		<p>OO Gauge ELITE - APT Development Coach / Test Car - 4WH0300621</p> 	<p>Special Couplings set incl:-</p> <ul style="list-style-type: none"> • 1 pair for APT Development coach (48204) • 1 pair Stepped Close Couplings for Bachmann coaches • 1 pair of Close Couplings for Locomotives and Hornby coaches
<p>OO Gauge Elite</p> <p>**BUCKEYE**</p> <p>APT NDM Power Car</p>	<p>4WH0300682</p>		<p>OO Gauge ELITE - APT NDM Power Car / Test Coach - 4WH0300682</p> 	<p>Special Couplings set incl:-</p> <ul style="list-style-type: none"> • 1 pair for APT NDM Power Car (49xxx) - Buckeye • 1 pair Buckeye Stepped Close Couplings for Bachmann coaches • 1 pair of Buckeye Close Couplings for Locomotives and Hornby coaches
<p>OO Gauge Elite</p> <p>Dellner Pivoting Multiple Working Couplings for Hornby Hitachi Class 800</p>	<p>4WH0300629</p>		<p>OO Gauge ELITE - Dellner Pivoting Multiple Working Couplings for Hornby Hitachi Class 800 - 4WH0300629</p> 	<p>Special couplings for the outer (nose) end of Hornby Class 800 sets allowing two sets to be coupled together.</p>









Please refer to the 'Fitting Guide for Hunt Coupling's, this is available to download at <https://westhillwagonworks.com/>

Description	Product Code	Product Pictures	Diagrams / Lengths	Notes / Application
OO Gauge Elite Dellner Pivoting Multiple Working – Bachmann Class 220/221 “Voyager”	4WH0300628		<p>OO Gauge ELITE - Dellner Pivoting Multiple Working for Bachmann Class 220/221 “Voyager” - 4WH0300628</p>  <p>Overall Length of Each Coupling</p>	Special couplings for the outer (nose) end of Bachmann Voyager sets allowing two sets to be coupled together.
OO Gauge Elite For coupling the Dapol Class 68 to the Accurascale TPE Mk5 Coach Set	4WH0300650		<p>OO Gauge ELITE - Dapol Class 68 to TPE Mk5 - 4WH0300650</p>  <p>Intermediate Coupling face to NEM Pocket Inter - Close</p>	Special pack of couplings for the Dapol Class 68 to TPE Mk5 Set, includes 2 Pairs of Couplings:- <ul style="list-style-type: none"> • 1 pair of Intermediate • 1 pair of Inter-Close)
OO Gauge ELITE Set To Fit Hornby Class 390 Pendolino Set (Powercar, Trailer & 4 Coaches)	4WH0300657		<p>OO Gauge ELITE - Pendolino Power Car, Trailer & Coaches - 4WH0300657</p>  <p>Trailer Power Car Coaches</p>	Special couplings designed for the Hornby Class 390 Pendolino Set 1 Coupling To Fit Powered Car 1 Coupling To Fit Trailer 8 Couplings To Fit 4 Coaches







Please refer to the 'Fitting Guide for Hunt Coupling's, this is available to download at <https://westhillwagonworks.com/>

Description	Product Code	Product Pictures	Diagrams / Lengths	Notes / Application
<p>OO Gauge ELITE</p> <p>Set To Fit Hornby Pendolino Class 390 Coaches (5 Coaches)</p>	4WH0300658		<p>OO Gauge ELITE - Pendolino Coaches - 4WH0300658</p> 	<p>Special couplings designed for the Hornby Class 390 Pendolino Coaches</p> <p>10 Couplings To Fit 5 Coaches</p> <p>Use when adding additional coaches to your Pendolino Set.</p>
<p>OO Gauge Elite</p> <p>ViTrains Class 37 & Class 47 Locomotives</p>	4WH0300618		<p>OO Gauge ELITE - ViTrains 37-47 - 4WH0300618</p>  <p>Overall Length of Each Coupling</p>	<p>Special Couplings to fit Vi-Trains Class 37 and Class 47 locomotives</p>
<p>OO Gauge Elite</p> <p>Multi-Close NEM Couplings</p>	4WH0300654		<p>OO Gauge ELITE – Multi Close NEM Couplings - 4WH0300654</p>  <p>Coupling face to NEM Socket</p>	<p>C mark on coupling top face</p> <p>Close – 9.5mm from NEM 362 pocket face to magnet face</p> <p>Special NEM Couplings for use with either Hunt Coupling Elite <i>or</i> with standard tension-lock type couplings.</p>







Please refer to the 'Fitting Guide for Hunt Coupling's, this is available to download at <https://westhillwagonworks.com/>

Description	Product Code	Product Pictures	Diagrams / Lengths	Notes / Application
<p>OO/HO Elite</p> <p>Special Couplings Mixture Pack (Close, Intermediate & Standard) for Roco/Fleischmann Rolling Stock</p>	<p>4WH0300656</p>		<p>OO/HO Gauge ELITE – Special Pack for Roco/Fleischmann Rolling Stock - 4WH0300656</p> <p>Standard  28.75mm</p> <p>Intermediate  25.5mm</p> <p>Close  21mm</p> <p>Coupling Length (each coupling)</p>	<p>Special Elite Couplings pack with clip-fitting for HO Scale Roco/Fleischmann Locomotives and Rolling Stock.</p> <p>3 lengths –</p> <ul style="list-style-type: none"> • Close (21mm) • Intermediate (25.5mm) • Standard (28.75mm)
<p>NEM Socket for Bachmann Suburban Coaches</p>	<p>4WH0300102</p>		<p>OO Gauge - NEM Socket to fit Bachmann Suburban Coaches 4WH0300102</p>  <p>18mm</p> <p>23.5mm</p> <p>9.3mm</p> <p>4.4mm</p> <p>NEM Socket face to mounting hole centre</p>	<p>Special NEM 362 socket adaptor plates designed for Bachmann Suburban Coaches.</p> <p>These NEM 362 sockets can also be useful for fitting to scratchbuilt or kitbuilt rolling stock</p>
<p>NEM Socket to fit Hornby Seacow Wagons</p>	<p>4WH0300101</p>		<p>OO Gauge - NEM Socket to fit Hornby Seacow Wagons - 4WH0300101</p>  <p>16.5mm</p> <p>24mm</p> <p>21.5mm</p> <p>NEM Socket face to mounting hole centre</p>	<p>Special NEM socket adaptor for fitting to Hornby Seacow Wagons</p> <p>These NEM 362 sockets can also be useful for fitting to scratchbuilt or kitbuilt rolling stock</p>







Please refer to the 'Fitting Guide for Hunt Coupling's, this is available to download at <https://westhillwagonworks.com/>

Description	Product Code	Product Pictures	Diagrams / Lengths	Notes / Application
NEM Sockets to fit Bachmann / Hornby OO	4WH0300103		<p>OO Gauge - NEM Sockets - 4WH0300103</p> 	<p>NEM 362 Sockets for Rolling Stock</p> <p>Replacement adaptor that fits into the V-shaped slot on many types of OO Gauge rolling stock</p>
NEM Sockets for the Hornby APT Development Coach	4WH0300104		<p>OO Gauge - NEM Sockets for APT Development Coach - 4WH0300104</p>  <p>NEM Socket face to mounting hole centre</p>	<p>NEM 362 Sockets specifically for the Hornby APT Development Coach to allow fitting of standard NEM couplings such that the coach can be coupled to other rolling stock.</p>
NEM Sockets for the Hornby APT NDM Power Car	4WH0300112		<p>OO Gauge - NEM Sockets for APT NDM Power Car - 4WH0300112</p>  <p>NEM Socket face to mounting hole centre</p>	<p>NEM 362 Sockets specifically for the Hornby APT NDM Power Car to allow fitting of standard NEM couplings such that the power car can be coupled to other rolling stock.</p>







Please refer to the 'Fitting Guide for Hunt Coupling's, this is available to download at <https://westhillwagonworks.com/>

Description	Product Code	Product Pictures	Diagrams / Lengths	Notes / Application
NEM Sockets for the front end of the Hornby Mk4 DVT (2022 Release)	4WH0300105		<p>OO Gauge - NEM Socket for outer end of Hornby Mk4 DVT (2022 Release) - 4WH0300105</p>  <p>NEM Socket face to DVT front valence inner mounting face</p>	NEM Socket Adaption Allowing You To Prototypically Drag Your Mk4 DVT (2022 Release)
Screw Fit NEM Sockets Short (10mm)	4WH0300106		<p>OO Gauge – Screw Fit NEM Sockets – Short (10mm) - 4WH0300106</p>  <p>NEM Socket face to mounting hole centre</p>	<p>NEM 362 Sockets with a screw mounting hole – useful for kit built and scratch built stock</p> <p>Short version 10 mm from mounting hole to pocket face</p> <p>Includes spacers.</p>
Screw Fit NEM Sockets Long (15mm)	4WH0300107		<p>OO Gauge – Screw Fit NEM Sockets – Long (15mm) - 4WH0300107</p>  <p>NEM Socket face to mounting hole centre</p>	<p>NEM 362 Sockets with a screw mounting hole – useful for kit built and scratch built stock</p> <p>Long version 15 mm from mounting hole to pocket face</p> <p>Includes spacers.</p>






Please refer to the 'Fitting Guide for Hunt Coupling's, this is available to download at <https://westhillwagonworks.com/>

Description	Product Code	Product Pictures	Diagrams / Lengths	Notes / Application
Screw Fit NEM Socket Mounts	4WH0300109		<p>OO Gauge – Screw Fit Socket Mounts for NEM - 4WH0300109</p> 	<p>Useful for kit built and scratch built stock</p> <p>Includes spacers.</p>
OO Gauge Elite NEM Couplings with Diesel Loco Mini Snowploughs SET 1 – Class 25	4WH0800601		<p>OO Gauge ELITE – Class 25 Mini Ploughs – SET 1 Close Couplings for NEM Sockets - 4WH0800601</p>  <p>Coupling face to NEM pocket</p>	<p>C mark on coupling top face</p> <p>Close – 9.5mm from NEM 362 pocket face to magnet face</p> <p>Suitable for Bachmann Class 24 and Class 25 locomotives.</p> <p>Supplied Unpainted</p>
OO Gauge Elite NEM Couplings with Diesel Loco Mini Snowploughs SET 2 – Class 20	4WH0800602		<p>OO Gauge ELITE – Class 20 Mini Ploughs – SET 2 Close Couplings for NEM Sockets - 4WH0800602</p>  <p>Coupling face to NEM pocket</p>	<p>C mark on coupling top face</p> <p>Close – 9.5mm from NEM 362 pocket face to magnet face</p> <p>Suitable for Bachmann Class 20 locomotives.</p> <p>Supplied Unpainted</p>










Please refer to the 'Fitting Guide for Hunt Coupling's, this is available to download at <https://westhillwagonworks.com/>

Description	Product Code	Product Pictures	Diagrams / Lengths	Notes / Application
<p>OO Gauge Elite</p> <p>NEM Couplings with Diesel Loco Mini Snowploughs</p> <p>SET 3 – Class 47 (2022 onwards)</p>	4WH0800603		<p>OO Gauge ELITE – Class 47 (2022 on) Mini Ploughs – SET 3 Close Couplings for NEM Sockets - 4WH0800603</p>  <p>Coupling face to NEM pocket</p>	<p>C mark on coupling top face</p> <p>Close – 9.5mm from NEM 362 pocket face to magnet face</p> <p>Suitable for 2022 onwards Bachmann models of Class 47 locomotives.</p> <p>Supplied Unpainted</p>
<p>OO Gauge Elite</p> <p>NEM Couplings with Diesel Loco Mini Snowploughs</p> <p>SET 4 – Class 47 (pre-2022)</p>	4WH0800604		<p>OO Gauge ELITE – Class 47 (pre-2022) Mini Ploughs – SET 4 Intermediate Couplings for NEM Sockets - 4WH0800604</p>  <p>Coupling face to NEM pocket</p>	<p>I mark on coupling top face</p> <p>Close – 11.7mm from NEM 362 pocket face to magnet face</p> <p>Suitable for pre-2022 Bachmann Class 47 locomotives.</p> <p>Supplied Unpainted</p>
<p>OO Gauge Elite</p> <p>NEM Couplings with Diesel Loco Mini Snowploughs</p> <p>SET 5 – Class 37 (2022 onwards)</p>	4WH0800605		<p>OO Gauge ELITE – Class 37 (2022 on) Mini Ploughs – SET 5 Close Couplings for NEM Sockets - 4WH0800605</p>  <p>Coupling face to NEM pocket</p>	<p>C mark on coupling top face</p> <p>Close – 9.5mm from NEM 362 pocket face to magnet face</p> <p>Suitable for 2022 onwards Bachmann models of Class 37 locomotives.</p> <p>Supplied Unpainted</p>





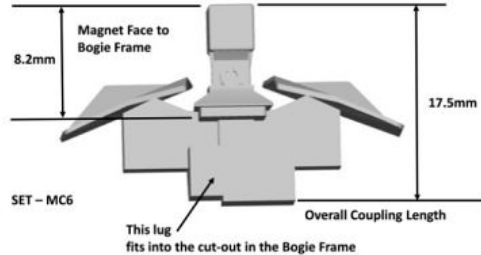

Please refer to the 'Fitting Guide for Hunt Couplings', this is available to download at <https://westhillwagonworks.com/>

Description	Product Code	Product Pictures	Diagrams / Lengths	Notes / Application
<p>OO Gauge Elite</p> <p>NEM Couplings with Diesel Loco Mini Snowploughs</p> <p>SET 6 – Class 37 (pre-2022)</p>	<p>4WH0800606</p>		<p>OO Gauge ELITE – Class 37 (pre-2022) Mini Ploughs – SET 6 Intermediate Couplings for NEM Sockets - 4WH0800606</p> 	<p>I mark on coupling top face</p> <p>Close – 11.7mm from NEM 362 pocket face to magnet face</p> <p>Suitable for pre-2022 versions of the Bachmann Class 37 locomotives.</p> <p>Supplied Unpainted</p>
<p>OO Gauge Elite</p> <p>Close Couplings for Hornby Coaches to replace the Moulded Type Tension Lock Couplings</p> <p>Set MC1</p>	<p>4WH0300667</p>	 <p>NOTE – fitting these couplings requires you to cut off the original couplings from your model and gluing the Hunt Coupling in place.</p>	<p>OO Gauge ELITE – Hornby Coaches with Moulded Tension Locks Close Couplings to replace the Moulded Couplings - 4WH0800667</p> 	<p>C mark on coupling top face</p> <p>for Hornby Coaches that have Tension Lock Couplings Moulded to the bogies like this.</p> 







Please refer to the 'Fitting Guide for Hunt Coupling's, this is available to download at <https://westhillwagonworks.com/>

Description	Product Code	Product Pictures	Diagrams / Lengths	Notes / Application
<p>OO Gauge Elite</p> <p>Intermediate Couplings for Hornby Coaches to replace the Moulded Type Tension Lock Couplings</p> <p>Set MC2</p>	<p>4WH0300668</p>	 <p>NOTE – fitting these couplings requires you to cut off the original couplings from your model and gluing the Hunt Coupling in place.</p>	<p>OO Gauge ELITE – Hornby Coaches with Moulded Tension Locks Intermediate Couplings to replace the Moulded Couplings - 4WH0800668</p>  <p>SET – MC2 Magnet Face to Bogie Frame</p>	<p>■ mark on coupling top face</p> <p>for Hornby Coaches that have Tension Lock Couplings Moulded to the bogies like this.</p> 
<p>OO Gauge Elite</p> <p>** PIVOTING **</p> <p>Close Couplings for Hornby 2 Axle Wagons to replace the Moulded Type Tension Lock Couplings</p> <p>Set MC3</p>	<p>4WH0300669</p>	 <p>NOTE – fitting these couplings requires you to cut off the original couplings from your model and gluing the Hunt Coupling in place.</p>	<p>OO Gauge ELITE – Hornby 2-axle Wagons with Moulded Tension Locks - Pivoting Close Couplings to replace the Moulded Couplings - 4WH0800669</p>  <p>SET – MC3</p> <p>Magnet Face to Buffer Beam Face</p>	<p>■ mark on coupling top face</p> <p>for Hornby Wagons, including some 'Railroad' Wagons which have a deep flat end buffer beam like this.</p> 
<p>OO Gauge Elite</p> <p>** PIVOTING **</p> <p>Close Couplings for Hornby Short Wheelbase (SWB) 2 Axle Wagons to replace the Moulded Type Tension Lock Couplings</p> <p>Set MC4</p>	<p>4WH0300670</p>	 <p>NOTE – fitting these couplings requires you to cut off the original couplings from your model and gluing the Hunt Coupling in place.</p>	<p>OO Gauge ELITE – Hornby 2-axle Short Wheelbase Wagons with Moulded Tension Locks - Pivoting Close Couplings to replace the Moulded Couplings - 4WH0800670</p>  <p>SET – MC4</p> <p>Magnet Face to Buffer Beam Face</p>	<p>■ mark on coupling top face</p> <p>for Hornby Wagons, including some Short Wheelbase (SWB) 'Railroad' Wagons with couplings like this.</p> 


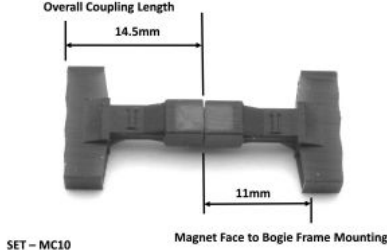


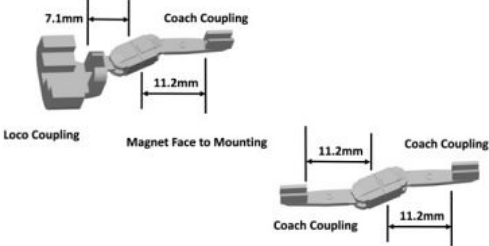
Please refer to the 'Fitting Guide for Hunt Couplings', this is available to download at <https://westhillwagonworks.com/>

Description	Product Code	Product Pictures	Diagrams / Lengths	Notes / Application
<p>OO Gauge Elite (1 pair) Close Couplings for Hornby Class 37 or 47 locomotives to replace the Moulded Type Tension Lock Couplings</p> <p>Set MC5</p>	4WH0300671	 <p>NOTE – fitting these couplings requires you to cut off the original couplings from your model and glue the Hunt Coupling in place.</p>	<p>OO Gauge ELITE – Hornby Class 37/47 with Moulded Tension Locks Close Couplings to replace the Moulded Couplings - 4WH0800671</p> 	<p>C mark on coupling top face</p> <p>for Hornby Class 37 or Class 47 models that have the plastic moulded bogie frames with moulded tension lock couplings like this.</p> 
<p>OO Gauge Elite 1 Pair (unpainted) Close Couplings with Diesel Loco Mini Snowploughs for Hornby Class 37 or 47 locomotives to replace the Moulded Type Tension Lock Couplings</p> <p>Set MC6</p>	4WH0300672	 <p>NOTE – fitting these couplings requires you to cut off the original couplings from your model and glue the Hunt Coupling in place.</p>	<p>OO Gauge ELITE – Hornby Class 37/47 with Moulded Tension Locks Close Couplings with Mini Ploughs to replace the Moulded Couplings - 4WH0800671</p> 	<p>C mark on coupling top face</p> <p>for Hornby Class 37 or Class 47 models that have the plastic moulded bogie frames with moulded tension lock couplings like this.</p> 




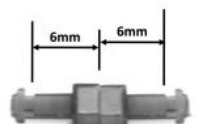




Please refer to the 'Fitting Guide for Hunt Coupling's, this is available to download at <https://westhillwagonworks.com/>

Description	Product Code	Product Pictures	Diagrams / Lengths	Notes / Application
<p>OO Gauge Elite ** PIVOTING **</p> <p>Intermediate Couplings for Lima Wagons (such as Seacows) to replace the Moulded Type Tension Lock Couplings</p> <p>Set MC8</p>	<p>4WH0300674</p>	 <p>NOTE – fitting these couplings requires you to cut off the original couplings from your model and glue the Hunt Coupling in place.</p>	<p>OO Gauge ELITE – Lima Wagons (e.g. Seacow Wagons) with Moulded Tension Locks - Pivoting Intermediate Couplings to replace the Moulded Couplings - 4WH0800674</p>  <p>SET – MC8</p>	<p>■ mark on coupling top face</p> <p>for Lima Wagons, including Bogie Seacow Wagons with couplings like this.</p> 
<p>OO Gauge Elite</p> <p>Close Couplings for Lima Coaches to replace the Moulded Type Tension Lock Couplings</p> <p>Set MC9</p>	<p>4WH0300675</p>	 <p>NOTE – fitting these couplings requires you to cut off the original couplings from your model and glue the Hunt Coupling in place.</p>	<p>OO Gauge ELITE – Lima Coaches with Moulded Tension Locks Close Couplings to replace the Moulded Couplings - 4WH0800675</p>  <p>SET – MC9</p>	<p>● mark on coupling top face</p> <p>for Lima Coaches that have Tension Lock Couplings Moulded to the bogies like this.</p> 







Please refer to the 'Fitting Guide for Hunt Coupling's, this is available to download at <https://westhillwagonworks.com/>

Description	Product Code	Product Pictures	Diagrams / Lengths	Notes / Application
<p>OO Gauge Elite</p> <p>Intermediate Couplings for Lima Coaches to replace the Moulded Type Tension Lock Couplings</p> <p>Set MC10</p>	<p>4WH0300676</p>	 <p>NOTE – fitting these couplings requires you to cut off the original couplings from your model and gluing the Hunt Coupling in place.</p>	<p>OO Gauge ELITE – Lima Coaches with Moulded Tension Locks Intermediate Couplings to replace the Moulded Couplings - 4WH0800676</p>  <p>SET – MC10</p>	<p>█ mark on coupling top face</p> <p>for Lima Coaches that have Tension Lock Couplings Moulded to the bogies like this.</p> 
<p>OO Gauge Elite</p> <p>For Hornby Stephenson's Rocket & L&MR Coaches/Wagons Pivoting Close Couplings</p>	<p>4WH0300677 (Loco & Coaches/Wagons)</p> <p>4WH0300678 (Coaches/Wagons only)</p>		<p>OO Gauge ELITE – For Hornby Stephenson's Rocket & L&MR Coaches/Wagons Pivoting Close Couplings Product Codes - 4WH0800677 / 4WH0800678</p> 	<p>Special pack designed to fit the Hornby Rocket and Coaches</p> <ul style="list-style-type: none"> • 1 Pivoting Magnetic Coupling for Hornby Stephenson's Rocket • 5 Pairs of Pivoting Magnetic Couplings To Fit L&MR Coaches/Wagons









Please refer to the 'Fitting Guide for Hunt Couplings', this is available to download at <https://westhillwagonworks.com/>

Description	Code	Product Pictures	Diagrams / Lengths	Notes / Application
<p>N Gauge Elite Standard Coupling for NEM Sockets</p>	<p>2WH0300311</p>		<p>N Gauge Elite - Standard NEM Socket - 2WH0300311</p>  <p>Coupling face to NEM pocket end</p>	<p>S mark on coupling top face</p> <p>Standard – 7.5mm from NEM pocket end to magnet face</p>
<p>N Gauge Elite Intermediate Coupling for NEM Sockets</p>	<p>2WH0300312</p>		<p>N Gauge Elite - Intermediate NEM Socket - 2WH0300312</p>  <p>Coupling face to NEM pocket end</p>	<p>I mark on coupling top face</p> <p>Intermediate – 6mm from NEM pocket end to magnet face</p>
<p>N Gauge Elite Close Coupling for NEM Sockets</p>	<p>2WH0300313</p>		<p>N Gauge Elite - Close NEM Socket - 2WH0300313</p>  <p>Coupling face to NEM pocket end</p>	<p>C mark on coupling top face</p> <p>Close – 5.2mm from NEM pocket end to magnet face</p>
<p>N Gauge Elite Close Coupling for Spring Sockets</p>	<p>2WH0300304</p>		<p>N Gauge Elite - Close Spring Socket - 2WH0300304</p>  <p>Coupling face to retaining lugs</p>	<p>Close – 6mm from retaining lugs to the magnet face</p>








Please refer to the 'Fitting Guide for Hunt Coupling's, this is available to download at <https://westhillwagonworks.com/>

Description	Code	Product Pictures	Diagrams / Lengths	Notes / Application
N Gauge Elite Pack for Dapol HST	2WH0300306		<p>N Gauge Elite - Dapol HST - 2WH0300306</p> 	Dapol HST Set <ul style="list-style-type: none"> • 1 Pair Power Car Couplings • 8 Pairs for Mk3 Coaches
N Gauge Elite Additional pack for Dapol HST Power Car	2WH0300307		<p>N Gauge Elite - Dapol HST Power Car - 2WH0300307</p>  <p>Coupling face to NEM pocket end</p>	Dapol HST Power Cars <ul style="list-style-type: none"> • 1 Pair Power Car Couplings
N Gauge Elite **BUCKEYE** ELITE – HST Coupling Pack For Graham Farish HST	2WH0300317		<p>N Gauge Elite – "Buckeye" - Coupling Pack for Graham Farish HST - 2WH0300317</p>  <p>Coupling face to retaining lugs</p>	Graham Farish HST Buckeye Coupler Representation <ul style="list-style-type: none"> • 1 Pair Power Car Couplings • 8 Pairs for Coaches







Please refer to the 'Fitting Guide for Hunt Coupling's, this is available to download at <https://westhillwagonworks.com/>

Description	Code	Product Pictures	Diagrams / Lengths	Notes / Application
<p>N Gauge Elite</p> <p>for Graham Farish Class 220/221 Voyager</p>	<p>2WH0300308</p>		<p>N Gauge Elite - Graham Farish Class 220/221 Voyager - 2WH0300308</p>  <p>Coupling face to hole centre</p>	<p>Graham Farish Voyager</p> <ul style="list-style-type: none"> • 8 Pairs of custom couplings to fit Class 220/221 only
<p>N Gauge Elite **BUCKEYE**</p> <p>Intermediate Coupling</p> <p>for NEM Sockets</p>	<p>2WH0300401</p>		<p>N Gauge Elite - Intermediate Buckeye Elite NEM Socket - 2WH0300401</p>  <p>Coupling face to NEM pocket end</p>	<p>Buckeye Coupler Representation</p>
<p>N Gauge Elite **BUCKEYE**</p> <p>Close Coupling</p> <p>for NEM Sockets</p>	<p>2WH0300402</p>		<p>N Gauge Elite - Close Buckeye Elite NEM Socket - 2WH0300402</p>  <p>Coupling face to NEM pocket end</p>	<p>Buckeye Coupler Representation</p>
<p>N Gauge Elite **BUCKEYE**</p> <p>Close Coupling – 10 Pairs for Spring Sockets</p>	<p>2WH0300403</p>		<p>N Gauge Elite - **BUCKEYE** Close Coupling for Spring Sockets - 2WH0300403</p>  <p>Coupling face to retaining lugs</p>	<p>Buckeye Coupler Representation</p>







Please refer to the 'Fitting Guide for Hunt Couplings', this is available to download at <https://westhillwagonworks.com/>

Description	Code	Product Pictures	Diagrams / Lengths	Notes / Application
<p>N Gauge Elite Close Coupling – 10 Pairs for Peco Wagon Kits</p>	<p>2WH0300318</p>		<p>N Gauge Elite - Close Coupling for Peco Wagon Kits - 2WH0300318</p>  <p>Overall Coupling Length</p>	<p>Close coupling designed to drop into the coupling pockets of Peco wagons and wagon kits.</p>
<p>N Gauge Elite Pivoting Intermediate Coupling – 10 Pairs for NEM Sockets</p>	<p>2WH0300314</p>		<p>N Gauge Elite - Pivoting Intermediate Couplings for NEM Sockets - 2WH0300314</p>  <p>Coupling face to NEM pocket end</p>	<p>Mark on coupling top face</p> <p>Intermediate – 6mm from NEM pocket end to magnet face</p> <p>Use where extra freedom of movement on curves is required.</p>
<p>N Gauge Elite for Dapol Megafret Wagons</p>	<p>2WH0300310</p>		<p>N Gauge Elite - Dapol Megafret Wagons - 2WH0300310</p> <p>Inner End of Wagons</p>  <p>Coupling face to hole centre</p> <p>Outer End</p>  <p>Coupling face to NEM pocket end</p>	<ul style="list-style-type: none"> • 5 Pairs of Clip Couplings for the inner ends of the wagons • 5 Pairs of Intermediate Couplings for the outer ends of the wagons





Please refer to the 'Fitting Guide for Hunt Coupling's, this is available to download at <https://westhillwagonworks.com/>

Description	Code	Product Pictures	Diagrams / Lengths	Notes / Application
<p>N Gauge Elite</p> <p>for Dapol O&K Hopper Wagons</p>	<p>2WH0300319</p>		<p>N Gauge Elite – Couplings for Dapol O&K JHA Hopper Wagons - 2WH0300319</p> 	<p>Special pack for the Dapol JHA Wagons including:-</p> <ul style="list-style-type: none"> • 9 Pairs of specially designed couplings for the JHA Hopper Wagons. • 1 Pair of Intermediate Elite Couplings for the End Connections.
<p>N Gauge Elite</p> <p>for Dapol FEA-B Spine Wagons</p>	<p>2WH0300320</p>		<p>N Gauge Elite – Couplings for Dapol FEA-B Spine Wagons- 2WH0300320</p> 	<ul style="list-style-type: none"> • 5 Pairs of Clip Couplings for the inner ends of the wagons • 5 Pairs of Intermediate Couplings for the outer ends of the wagons
<p>N Gauge Elite</p> <p>Multi- Couplings for NEM Sockets</p>	<p>2WH0300323</p>		<p>N Gauge Elite – MULTI Couplings for NEM - 2WH0300320</p> 	<p>Special NEM Couplings for use with either:-</p> <ul style="list-style-type: none"> • Hunt Coupling Elite or • Conventional N Gauge Rapido Couplings. <p>Also allows you Uncouple from Standard N Gauge Rapido Couplings With Coupling Ramps Installed On Your Track</p>



Please refer to the 'Fitting Guide for Hunt Coupling's, this is available to download at <https://westhillwagonworks.com/>

Description	Code	Product Pictures	Diagrams / Lengths	Notes / Application
TT:120 Scale Elite Extra Close Coupling NEM Sockets	3WH0301001		TT:120 Scale Elite - Extra Close Coupling NEM Sockets - 3WH0301001  Coupling face to NEM pocket end	Extra Close couplings designed to fit into the NEM sockets of TT:120 scale locomotives and rolling stock. XC mark on coupling top face of couplings
TT:120 Scale Elite Close Coupling NEM Sockets	3WH0301002		TT:120 Scale Elite - Close Coupling NEM Sockets - 3WH0301002  Coupling face to NEM pocket end	Close couplings designed to fit into the NEM sockets of TT:120 scale locomotives and rolling stock. C mark on coupling top face of couplings
TT:120 Scale Elite Intermediate Coupling NEM Sockets	3WH0301003		TT:120 Scale Elite - Intermediate Coupling NEM Sockets - 3WH0301003  Coupling face to NEM pocket end	Intermediate length couplings designed to fit into the NEM sockets of TT:120 scale locomotives and rolling stock. I mark on coupling top face of couplings








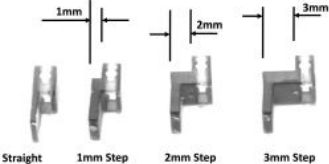
Please refer to the 'Fitting Guide for Hunt Coupling's, this is available to download at <https://westhillwagonworks.com/>

Description	Code	Product Pictures	Diagrams / Lengths	Notes / Application
TT:120 Scale Elite Close **BUCKEYE** Coupling NEM Sockets	3WH0301004		TT:120 Scale Elite – Buckeye Close Coupling NEM Sockets - 3WH0301004  Coupling face to NEM pocket end	Close couplings designed to fit into the NEM sockets of TT:120 scale locomotives and rolling stock. Buckeye Coupler Representation C mark on coupling top face of couplings
TT:120 Scale Elite Close **BUCKEYE** Hornby HST Coupling Pack	3WH0301007		TT:120 Scale Elite – Buckeye Close Coupling NEM Sockets for Hornby HST- 3WH0301007  Coupling face to NEM pocket end	Hornby TT:120 HST Buckeye Coupler Representation 9 Pairs of Couplings for 2 Power Cars and 8 Coaches HST mark on coupling top face of couplings

Please refer to the 'Fitting Guide for Hunt Coupling's, this is available to download at <https://westhillwagonworks.com/>

Description	Code	Product Pictures	Diagrams / Lengths	Notes / Application
OO9 Gauge Elite for Lilliput Screw Sockets	9WH0300901		OO-9 Gauge Elite - for Lilliput Screw Sockets - 9WH0300901  Coupling face to Hole Centre	Close Couplings for Lilliput Screw type fitting C mark on coupling top face of couplings
OO9 Gauge Elite Close Coupling for Roco/Graham Farish Box Sockets	9WH0300902		OO-9 Gauge Elite – Close Couplings for Roco / Graham Farish Box Sockets - 9WH0300902  Overall Length of Each Coupling	Close Couplings to fit into Roco/GF box sockets C mark on coupling top face of couplings
OO9 Gauge Elite Intermediate Coupling for Roco/Graham Farish Box Sockets	9WH0300903		OO-9 Gauge Elite – Intermediate Couplings for Roco / Graham Farish Box Sockets - 9WH0300903  Overall Length of Each Coupling	Intermediate Couplings to fit into Roco/GF box sockets I mark on coupling top face of couplings

Please refer to the 'Fitting Guide for Hunt Coupling's, this is available to download at <https://westhillwagonworks.com/>

Description	Code	Product Pictures	Diagrams / Lengths	Notes / Application
OO9 Gauge Elite Close Coupling for NEM 355 pockets	9WH0300906		<p>OO-9 Gauge Elite - Close Coupling for NEM 355 Sockets - 9WH0300906</p>  <p>Coupling face to end of NEM 355 socket</p>	Close Couplings for NEM 355 Sockets C mark on coupling top face of couplings
OO9 Gauge Elite Extra Close Coupling For NEM 355 pockets	9WH0300904		<p>OO-9 Gauge Elite - Extra Close Coupling for NEM 355 Sockets - 9WH0300904</p>  <p>Coupling face to end of NEM 355 socket</p>	Extra Close Couplings for NEM 355 Sockets XC mark on coupling top face of couplings
OO9 Gauge Elite Ultra Close Coupling For NEM 355 pockets	9WH0300905		<p>OO-9 Gauge Elite - Ultra Close Coupling for NEM 355 Sockets - 9WH0300905</p>  <p>Coupling face to end of NEM 355 socket</p>	Ultra Close Couplings for NEM 355 Sockets UC mark on coupling top face of couplings
OO9 Gauge NEM 355 Sockets	9WH0300907		<p>OO-9 Gauge - NEM 355 Sockets – 9WH0300907</p>  <p>Straight 1mm Step 2mm Step 3mm Step</p>	NEM 355 Sockets, ideal for fitting NEM Sockets to older, scratch & kit built stock 4 x Straight 4 x 1mm Stepped 4 x 2mm Stepped 4 x 3mm Stepped

Please refer to the 'Fitting Guide for Hunt Couplings', this is available to download at <https://westhillwagonworks.com/>

WEST HILL

WAGON WORKS

West Hill Wagon Works LTD
Unit 3b
New Line Road
Kirkby In Ashfield
Nottinghamshire
NG17 8JQ

[01623 759939](tel:01623759939)

office@westhillwagonworks.co.uk